

# Strategies to Screen Persons for Appropriate Services

Brant E. Fries, Ph.D.  
*University of Michigan, USA*

International Policy Summit  
Boston  
November 11-13, 2009

## What is a Screener?

- Subset of items from larger assessment instrument
- Uses algorithms=scientifically derived data “recipes”
- Variety of uses
  - Trigger further assessment
  - Rule out further assessment
  - Identify target sub-populations

## Why Use Screeners?

- Replace over-specified/vague/"informed guess" policy with evidence-based decision tools
- Triage principle: use costly staff resources more efficiently
- Reduce assessment burden on individual

## Some Policy Issues Addressed by interRAI Screeners

- How much assessment does person require?
- What kind of assistance does person need?
- Does person meet eligibility threshold for program X?
- Is person at risk for institutionalization?
- Is nursing facility resident a likely candidate for return to community?

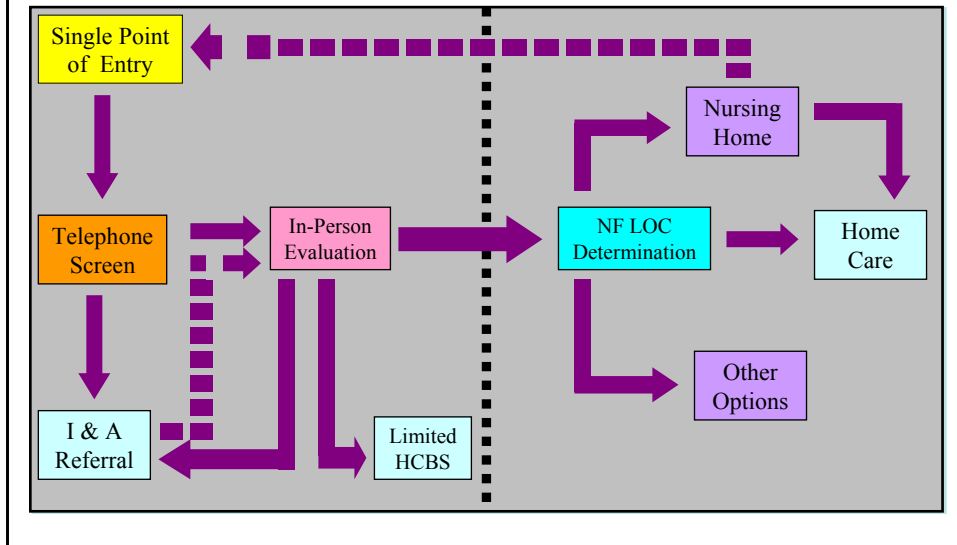
## A Sampling of Screeners

- interRAI Contact Assessment
- MI Choice/NJ Choice Telephone Screen
- Ontario MAPLe
- interRAI Community Health Assessment
- Louisiana LOCET
- interRAI Assisted Living
- Arkansas Nursing Facility Transition

## A Sampling of Screeners

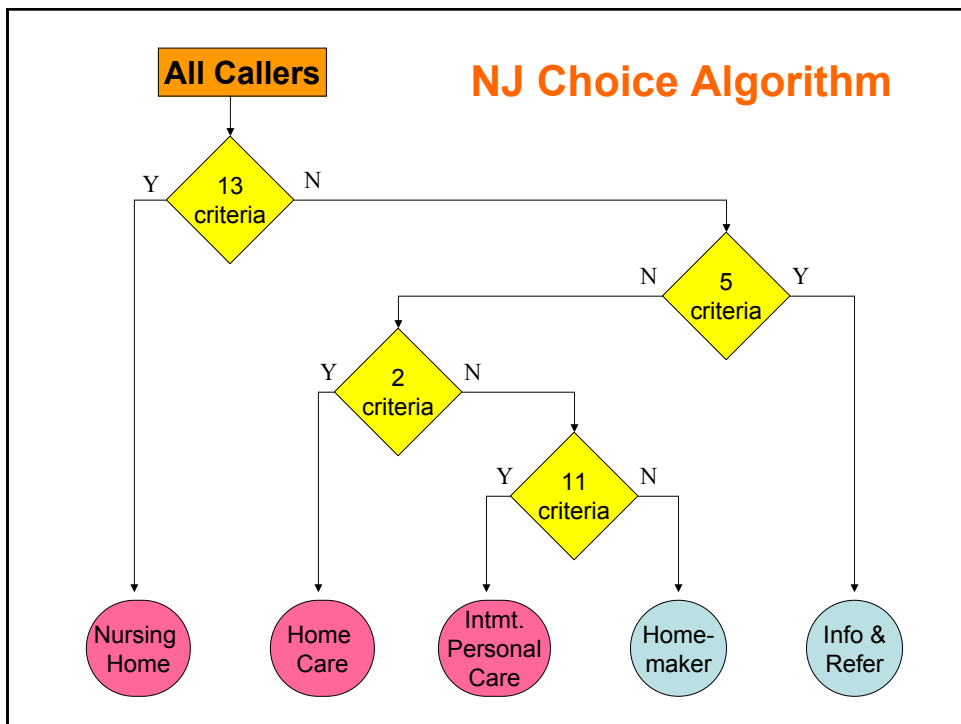
- **interRAI Contact Assessment**
- **MI Choice/NJ Choice Telephone Screen**
- **Ontario MAPLe**
- **interRAI Community Health Assessment**
- **Louisiana LOCET**
- **interRAI Assisted Living**
- **Arkansas Nursing Facility Transition**

# LTC System Transformation: The Holy Grail, circa 2009



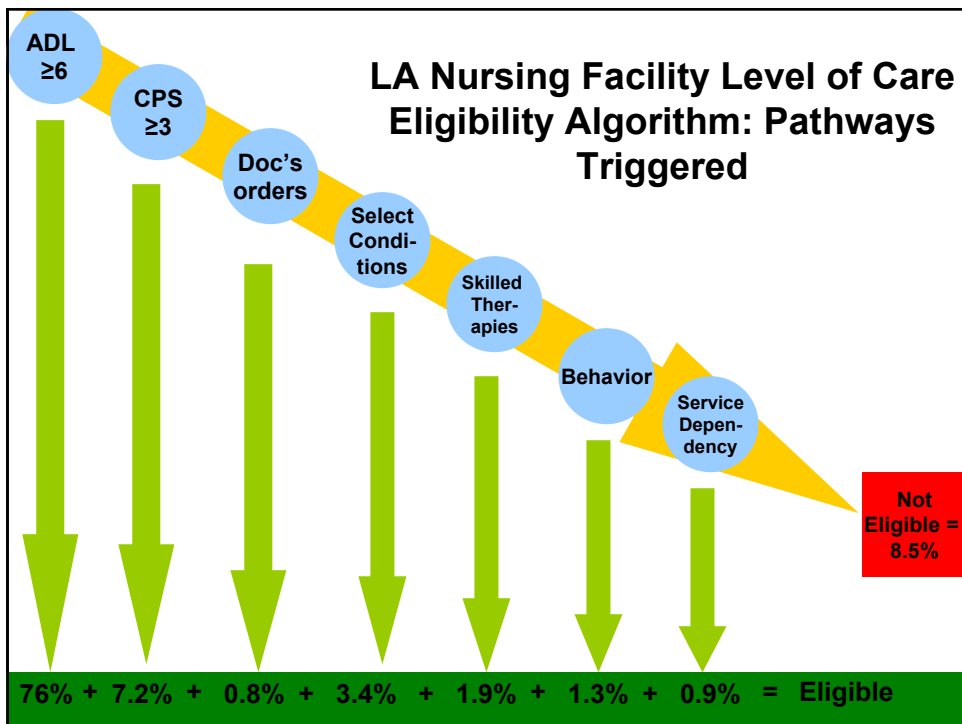
## NJ Choice Screen

- Design Specifications
  - For use via telephone
  - Maximum time: 15 minutes
  - For use in Aging/Disability Resource Centers
  - Identify two groups:
    - persons “likely” to meet state NF Level of Care policy
    - persons appropriate for state or AoA-funded services
- Result: computerized 20 item questionnaire built on MI Choice research



## Michigan/Louisiana Nursing Facility Level of Care Threshold

- Design Specifications
  - Use same measures for waiver, NF
  - Short
  - Raise eligibility bar “a little bit”
- Methods
  - Profiled NF, waiver populations
  - Modeled effects of alternate thresholds
- Results:
  - Selected threshold defined by RUG-III group logic
  - MI: 7 Doors, stop as soon as person meets criteria
  - LA: 7 Pathways, answer entire set of items (20 minutes)

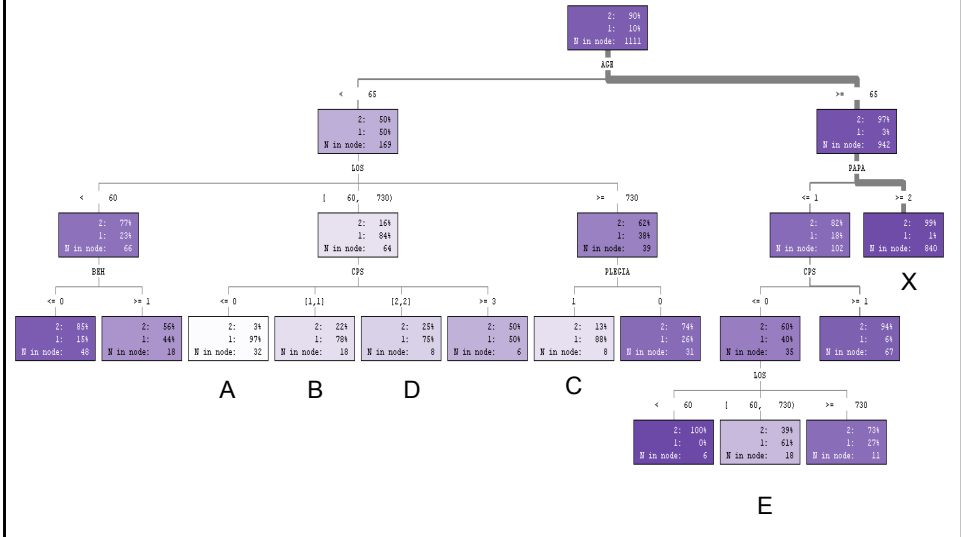


## Arkansas Money Follows the Person Screen

- Key Concepts
  - No single characteristic “makes” an individual eligible for MFP program
  - Use MDS from prior successful MFP participants to model algorithm to identify similar people
  - Enables state to evaluate effectiveness of current MFP targeting and hone future targeting efforts

## ARKANSAS MONEY FOLLOWS THE PERSON ALGORITHM

Groups (boxes) with lighter color = more like individuals who transitioned out of NF  
 Groups with darker colors = less like



## Performance: Arkansas MFP Targeting Options

Options	% Targeted	Sensitivity	Specificity
<b>Focused</b>	<b>1.5%</b>	<b>62.2%</b>	<b>98.5%</b>
<b>Broader</b>	<b>16.8%</b>	<b>92.8%</b>	<b>83.2%</b>

## Summary

- Screening algorithms scientifically derived from larger data set
  - Limited set of items to inform decisions
- Clinical support tools
  - Not clear threshold
  - Person centered planning will determine individual choices
- Values-driven: policy goals differ across political boundaries
- Always a trade-off between sensitivity and specificity